


NEW
FINA WATER POLO RULES
TESTING

Statistical report
Overview and comparison

00 PORTADA2.jpg



4 TEST EVENTS

LEN
European
Championship
2018 (Spain)

FINA World
Men's Youth Water Polo
Championship
2018 (Hungary)

FINA World
Women's Youth Water
Polo Championship
2018 (Serbia)

FINA
Women's
World Cup
2018 (Russia)

FINA
Men's
World Cup
2018 (Germany)



RULE CHANGES OBJECTIVES 2018

Increase spectator experience and excitement by improving the understanding of the rules of play

Enhance the style + speed of the game

Improve integrity of the game and decrease referee interpretation

Ensure athlete safety and maximize performance

Improve the image of water polo by decreasing brutality

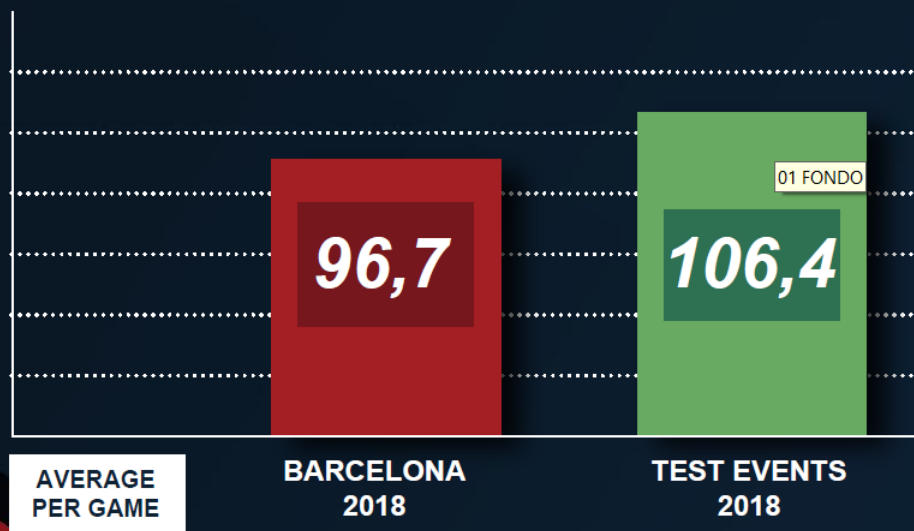
Decrease wasted/boring time in the game

Water polo need More goals, shots, action

Less violation, whistles, stoppage

GAME IMPROVEMENT INDICATORS

BALL POSSESSIONS



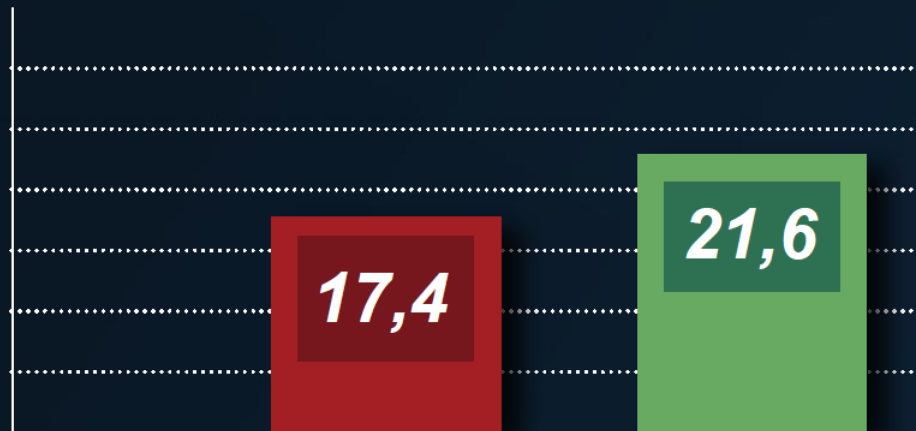
+10%

POSITIVE TREND

DIFFERENCE + 9,7

GAME IMPROVEMENT INDICATORS

GOALS SCORED



AVERAGE
PER GAME

BARCELONA
2018

TEST EVENTS
2018

+24%

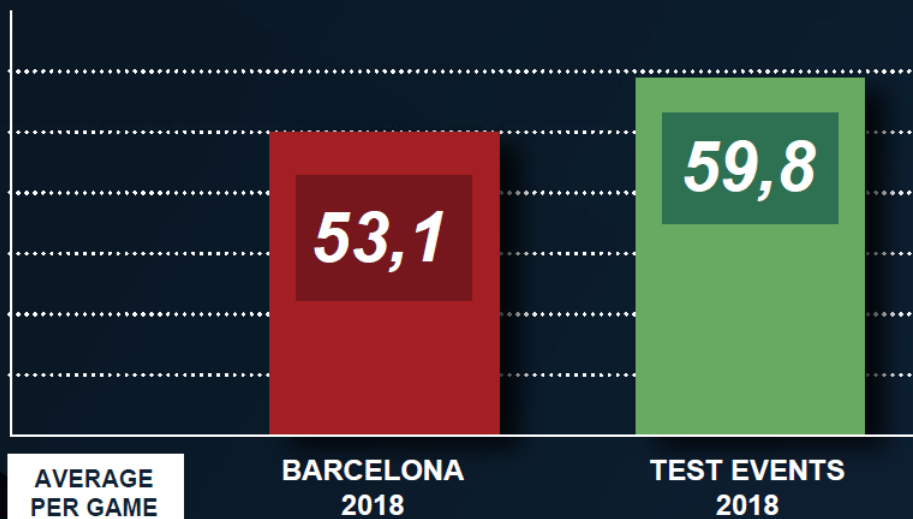
01 FONDO

POSITIVE TREND

DIFFERENCE + 4,2

GAME IMPROVEMENT INDICATORS

SHOTS TAKEN




+13%

POSITIVE TREND

DIFFERENCE + 6,7

GAME IMPROVEMENT INDICATORS

SHOTS FROM COUNTER ATTACKS



+68%

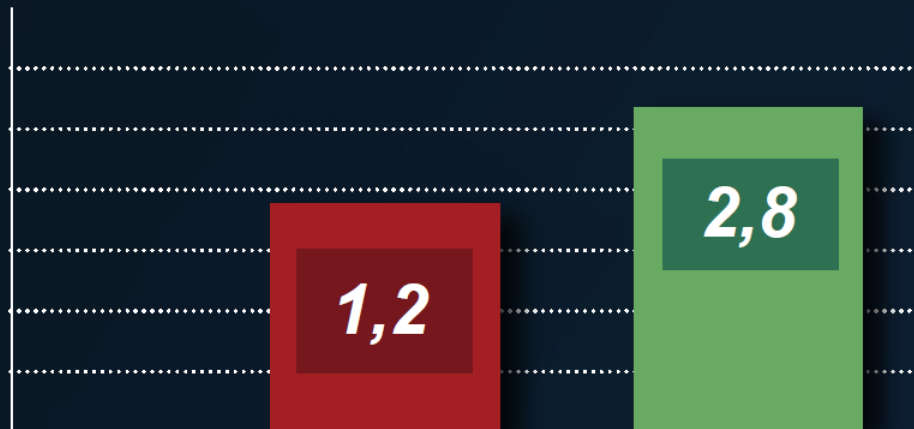
POSITIVE TREND

DIFFERENCE + 2,3

GAME IMPROVEMENT INDICATORS

SUCCESSFUL COUNTER ATTACKS

(GOALS)



AVERAGE
PER GAME

BARCELONA
2018

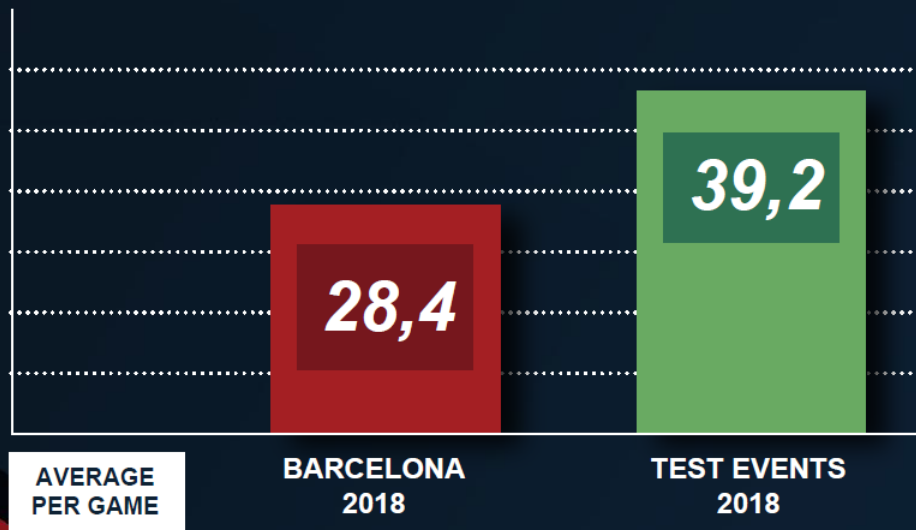
TEST EVENTS
2018

+133%

POSITIVE TREND

DIFFERENCE + 1,6

GAME IMPROVEMENT INDICATORS SHOOTING EFFICIENCY MEN

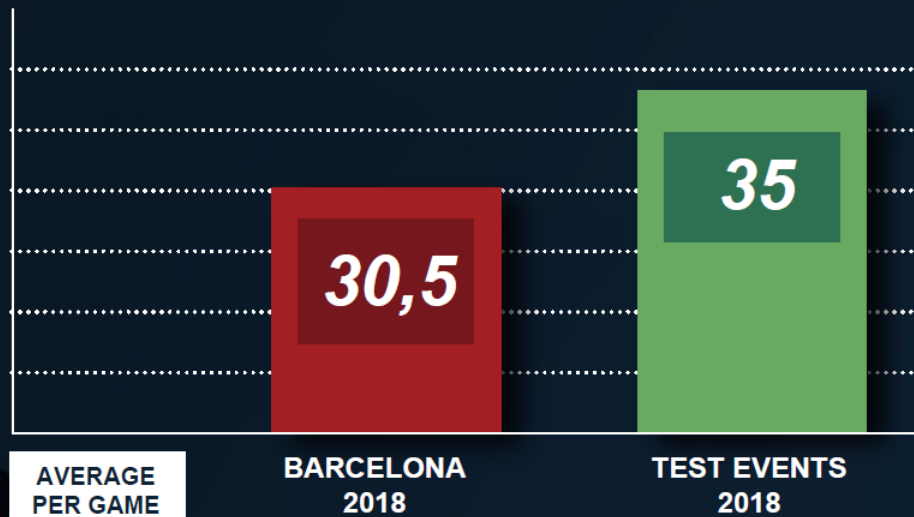


+38%

POSITIVE TREND

DIFFERENCE + 10,8

GAME IMPROVEMENT INDICATORS SHOOTING EFFICIENCY WOMAN

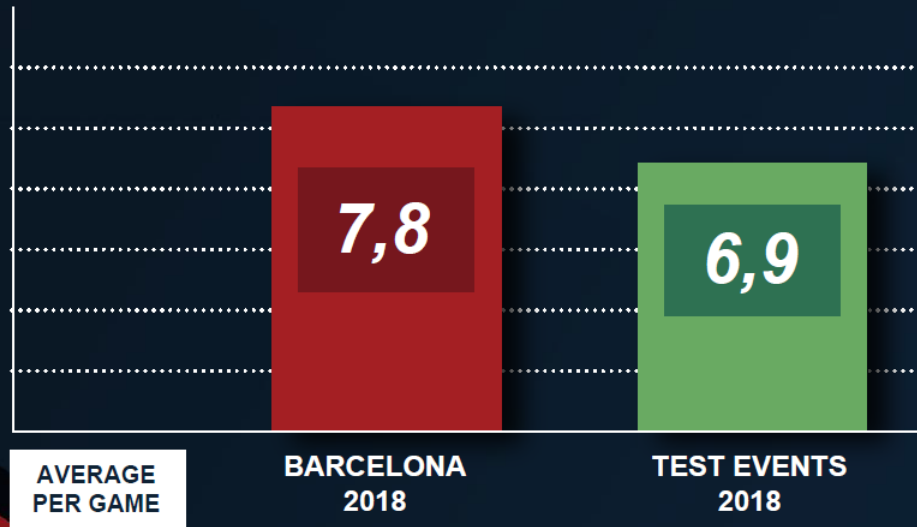


+15%

POSITIVE TREND

DIFFERENCE + 4,5

GAME IMPROVEMENT INDICATORS COUNTER FOULS



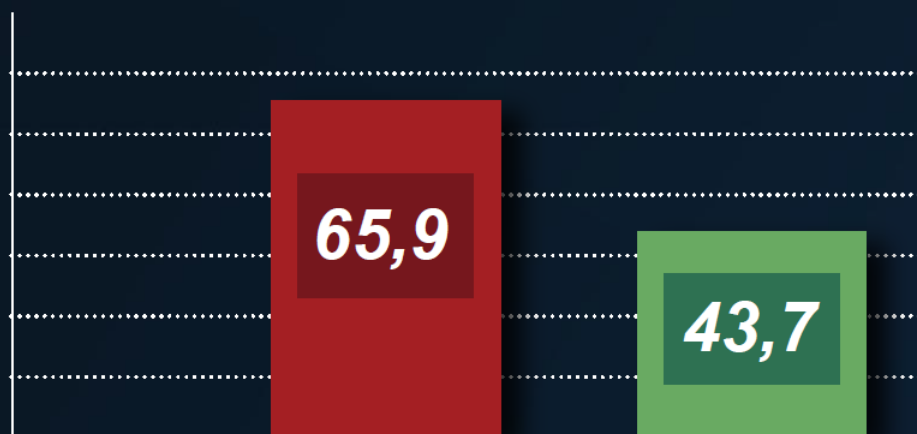
-12%

POSITIVE TREND

DIFFERENCE - 0,9

GAME IMPROVEMENT INDICATORS

ORDINARY FOULS PER GAME



AVERAGE
PER GAME

BARCELONA
2018

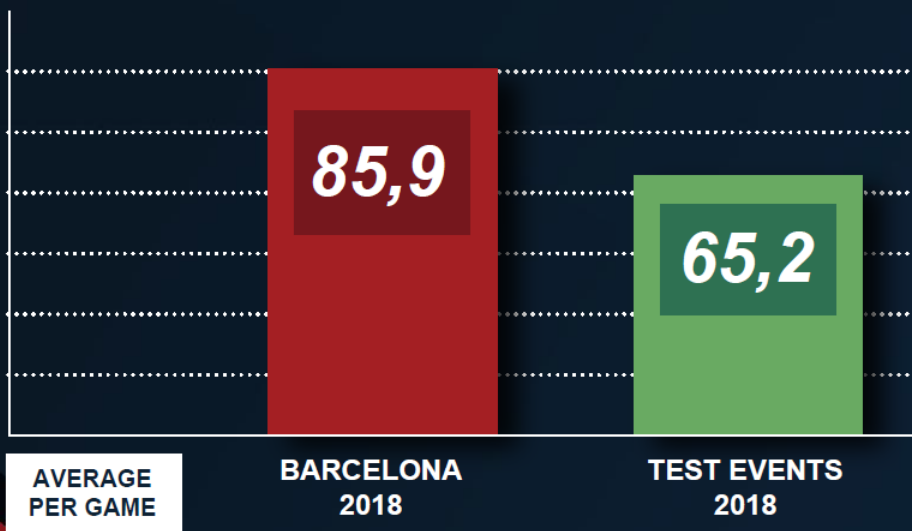
TEST EVENTS
2018

-34%

POSITIVE TREND

DIFFERENCE - 22,2

GAME IMPROVEMENT INDICATORS
TOTAL FOULS (whistles)
ORDINARY + EXCLUSION + PENALTIES

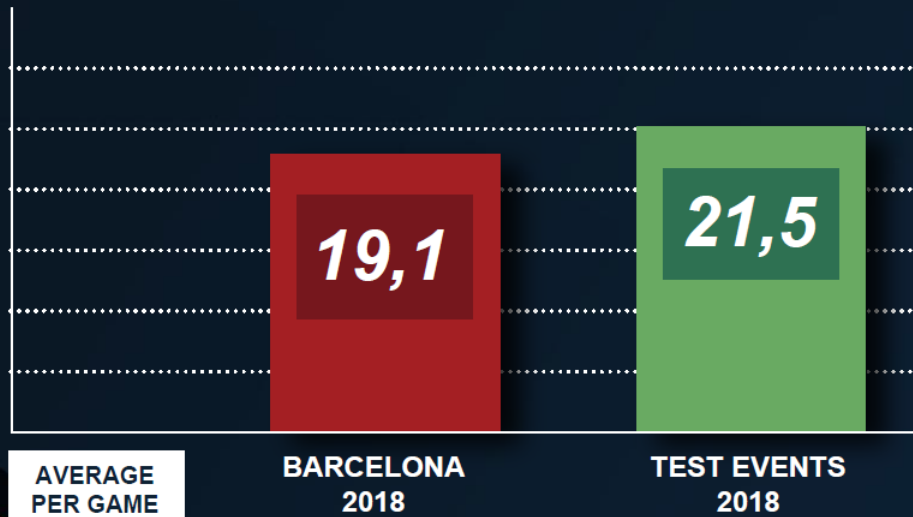


-24%

POSITIVE TREND

DIFFERENCE - 20,7

GAME IMPROVEMENT INDICATORS EXCLUSION FOULS

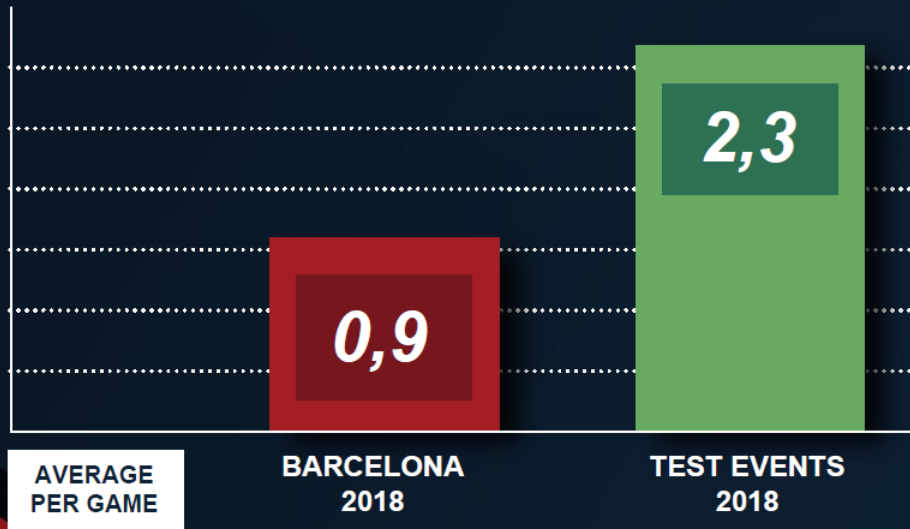


+13%

POSITIVE TREND

DIFFERENCE + 2,4

GAME IMPROVEMENT INDICATORS PENALTY FOULS



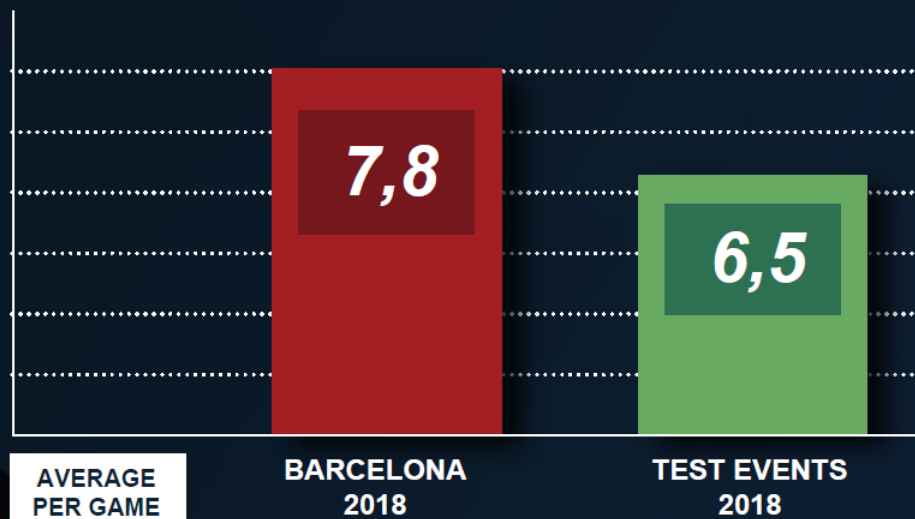
+156%

POSITIVE TREND

DIFFERENCE + 1,4

GAME IMPROVEMENT INDICATORS

FOULS PER PLAYER PER GAME



-17%

POSITIVE TREND

DIFFERENCE - 1,3

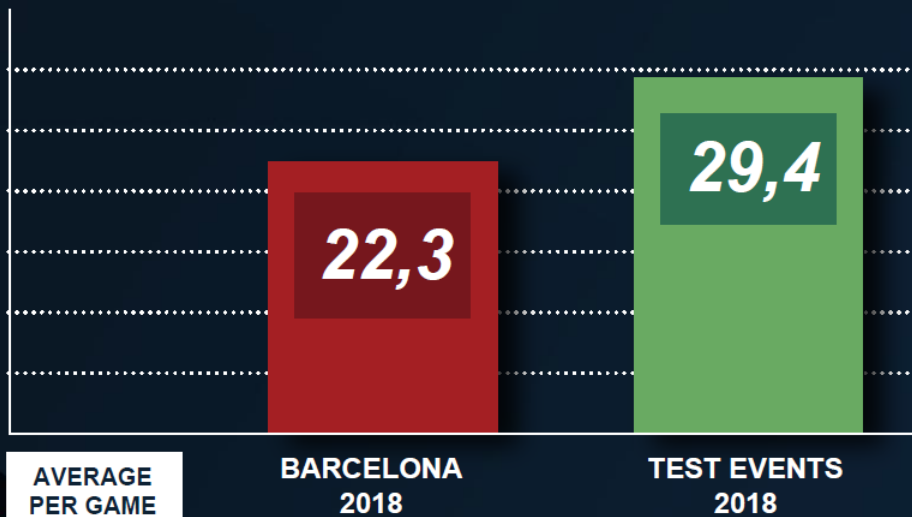
**AVERAGE
PER GAME**

**BARCELONA
2018**

**TEST EVENTS
2018**

01 FONDO

GAME IMPROVEMENT INDICATORS
**TIME INTERVAL
WITHOUT FAULT in seconds**



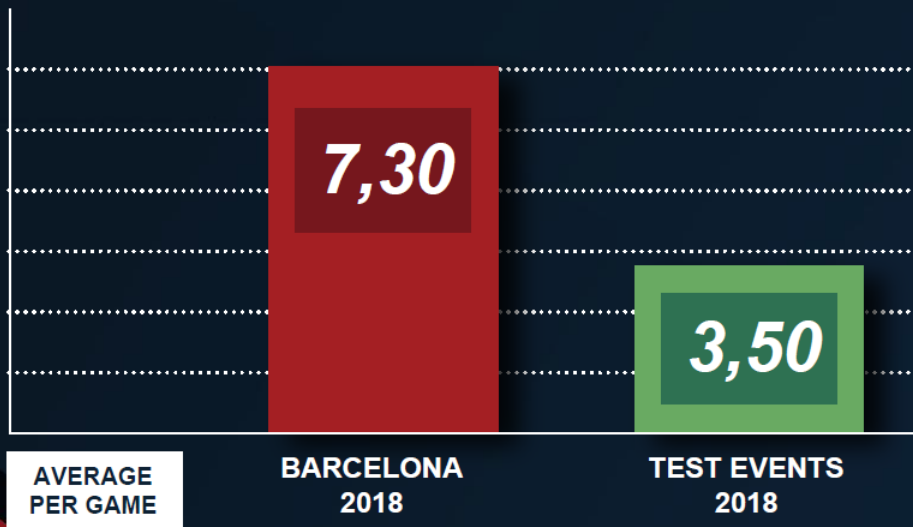
+32%

POSITIVE TREND

DIFFERENCE + 7,1

GAME IMPROVEMENT INDICATORS

5M VS 6M FREE THROW SHOT (MEN) %

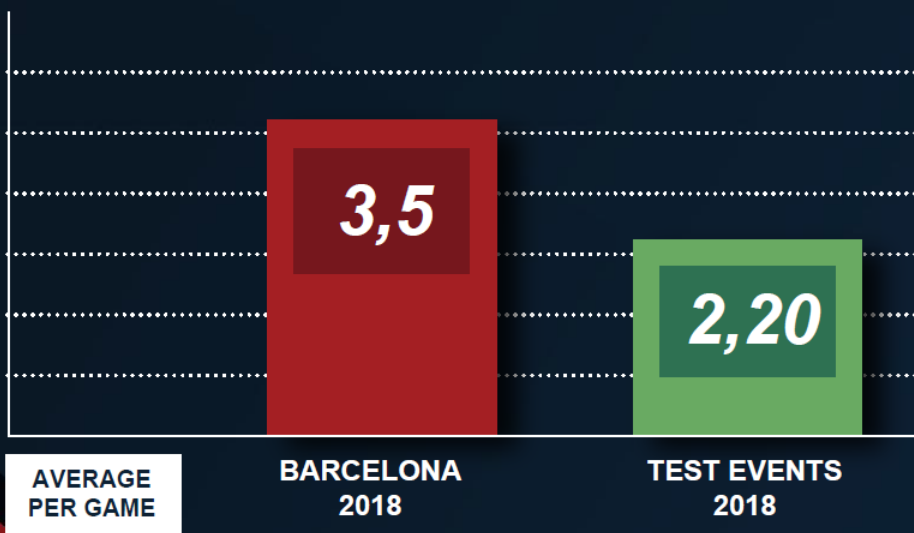


-52%

POSITIVE TREND

DIFFERENCE - 3,8

GAME IMPROVEMENT INDICATORS 5M VS 6M FREE THROW SHOT (WOMEN) %



-37%

POSITIVE TREND

DIFFERENCE - 1,3

Summary

Faster game

Increase in action (decrease boring time)

Less violation and less faults, less whistles

Wider range in types of goals scored

Action in all parts of the field of play

More offensive actions, shots and goals per game

Increase in scoring opportunities

More universality in results (i.e. AUS + GER)

01 FONDO

Flying substitution maintains the action of the game

Smaller players become competitive